

INVESTMENT OBJECTIVE

The **Anchor BCI Global Technology Fund** aims to maximise the long-term return for the investors by way of a global equity portfolio actively investing in companies that create and benefit from advances in technology. The portfolio is suitable for investors with an aggressive risk profile.

INVESTMENT PHILOSOPHY

The portfolio may invest in global and local equity securities, property shares, property related securities listed on exchanges and assets in liquid form, preference shares, debentures, debenture bonds, money market instruments and assets in liquid form. The manager may include the following unlisted financial instruments: forward currency, interest rate and exchange rate swap transactions for efficient portfolio management purposes. The portfolio's equity exposure will always exceed 80% of the portfolio's net asset value, and at least 80% of net asset value will be invested outside of South Africa, with no more than 80% exposure to assets of a specific geographical region.

FUND INFORMATION

Risk profile: LOW LOW-MOD MOD MOD-HIGH HIGH

Inception Date	06 Jun 2019
Benchmark	MSCI ACWI Information Technology Index (ZAR)
Fund Classification	Global Equity - General
Distributions	Semi-annual Declaration Date: 30 Jun/31 Dec
Fees (Incl. VAT):	
Annual Management Fee	1.27%
Total Expense Ratio (TER)	Dec 22: 1.33% (PY): 1.33%
Portfolio Value	R400.19 mn
Unit Price	129.03 cpu

MONTHLY RETURNS (%)

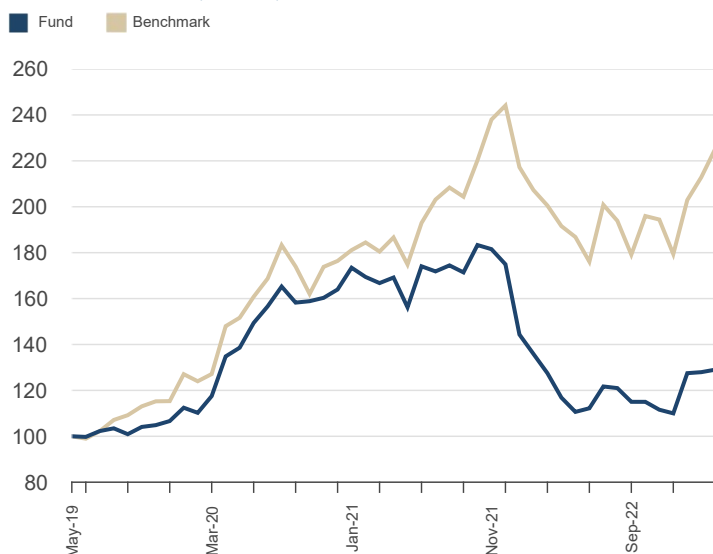
YEAR	JAN	FEB	MAR	APR	MAY	JUN	JUL	AUG	SEP	OCT	NOV	DEC	YTD
2023	15.9	0.3	0.9										17.3
2022	-17.5	-5.8	-6.2	-8.4	-5.3	1.4	8.5	-0.6	-4.9	0.0	-3.0	-1.4	-37.1
2021	5.8	-2.3	-1.6	1.5	-7.7	11.4	-1.3	1.5	-1.7	6.9	-1.0	-3.6	6.7
2020	5.4	-2.0	6.6	14.7	2.8	7.8	4.8	5.5	-4.2	0.4	0.9	2.3	53.8
2019						-0.3	2.6	1.2	-2.5	3.1	0.7	1.7	6.6

RISK PROFILE: HIGH

- This portfolio has a higher exposure to equities than any other risk profiled portfolio and therefore tends to carry higher volatility due to higher exposure to equity market
- Expected potential long term returns are high, but the risk of potential capital losses is high as well, especially over shorter periods.
- Where the asset allocation contained in this MDD reflects offshore exposure, the portfolio is exposed to currency risks.
- Therefore, it is suitable for long term investment horizons.

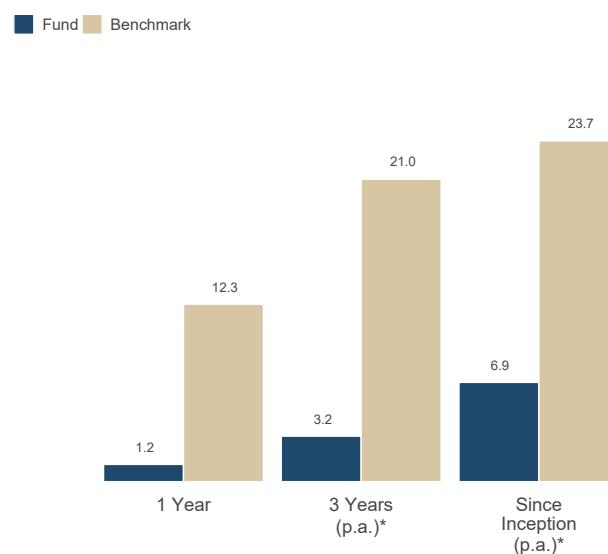
FUND PERFORMANCE SINCE INCEPTION

Growth of R100 investment (cumulative).



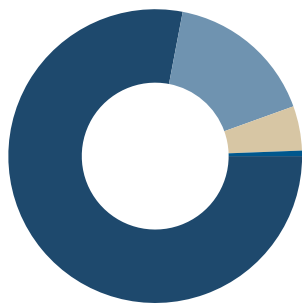
Investment performance is for illustrative purposes only and calculated by taking actual initial fees and ongoing fees into account for the amount shown with income reinvested on reinvestment date.

FUND PERFORMANCE AT 31 MAR 2023 (%)



*Annualised return is the weighted average compound growth rate over the period measured.

ASSET ALLOCATION AT 31 MAR 2023 (%)



Offshore Equity - 78.0 Local Equity - 16.5 Offshore Cash - 4.9
Local Cash - 0.6

INVESTMENT TEAM



David Gibb



Henry Biddlecombe



Seleho Tsatsi
Under Supervision

INFORMATION & DISCLOSURES

ISIN Number ZAE000267696
Distributions 2021 (CPU) Jun 0.00; Dec 0.00 | 2022 (CPU) Jun 0.00; Dec 0.00

INVESTMENT MANAGER

Anchor Capital (Pty) Ltd is an authorised Financial Services Provider FSP 39834.

- Additional information, including application forms, annual or quarterly reports can be obtained from BCI, free of charge or can be accessed on our website (www.bcis.co.za)
- Valuation takes place daily and prices can be viewed on our website (www.bcis.co.za) or in the daily newspaper.
- Actual annual percentage figures are available to existing investors on request.
- Upon request the Manager will provide the investor with quarterly portfolio investment holdings reports.

SUBSCRIPTIONS

Valuation time 15h00
Transaction cut-off time 14h00
Payment reference Initials and Surname
Minimum investment amount None*

Please send proof of deposit to fax (011) 263 6152 or e-mail instructions@bci-transact.co.za

*Fixed Administration Fee: R15 excluding VAT which will apply to all direct investor accounts with balances of less than R100 000 at month end, unless an investor transacts online, in which case no such fee will be levied.

MANAGEMENT COMPANY INFORMATION

Boutique Collective Investments (RF) (Pty) Ltd,
Catnia Building Bella Rosa Village, Bella Rosa Street, Belville, 7530
Tel: 021 007 1500/1/2 | 021 914 1880 | Fax: 086 502 5319
Email: clientservices@bcis.co.za | www.bcis.co.za

FAIS CONFLICT OF INTEREST DISCLOSURE

Please note that your financial advisor may be a related party to the co-naming partner and/or BCI. It is your financial advisor's responsibility to disclose all fees he/she receives from any related party. The portfolio's TER includes all fees paid by portfolio to BCI, the trustees, the auditors, banks, the co-naming partner, underlying portfolios, and any other investment consultants/managers as well as distribution fees and LISP rebates, if applicable. The portfolio's performance numbers are calculated net of the TER expenses. The investment manager earns a portion of the service charge and performance fees where applicable. In some instance portfolios invest in other portfolios which forms part of the BCI Schemes. These investments will be detailed in this document, as applicable. Boutique Collective Investments adopted the ASISA Standard on Effective Annual Cost ("EAC"). The EAC measure allows you to compare charges on your investments as well as their impact on your investment returns prior to investing. For further information regarding the ASISA Standard on Effective Annual Cost and access to the EAC calculator please visit our website at www.bcis.co.za. BCI calculates the EAC as per the ASISA standard for a period of 3 years up until the most recent TER reporting period.

DISCLAIMER

Boutique Collective Investments (RF) (Pty) Ltd ("BCI") is a registered Manager of the Boutique Collective Investments Scheme, approved in terms of the Collective Investments Schemes Control Act, No45 of 2002 and is a full member of the Association for Savings and Investment SA. Collective Investment Schemes in securities are generally medium to long term investments. The value of participatory interests may go up or down and past performance is not necessarily an indication of future performance. The Manager does not guarantee the capital or the return of a portfolio. Collective Investments are traded at ruling prices and can engage in borrowing and scrip lending. A schedule of fees, charges and maximum commissions is available on request. BCI reserves the right to close the portfolio to new investors and reopen certain portfolios from time to time in order to manage them more efficiently. Performance figures quoted for the portfolio are from Morningstar, as at the date of this document for a lump sum investment, using NAV-NAV with income reinvested and do not take any upfront manager's charge into account. Income distributions are declared on the ex-dividend date. Actual investment performance will differ based on the initial fees charge applicable, the actual investment date, the date of reinvestment and dividend withholding tax. Investments in foreign securities may include additional risks such as potential constraints on liquidity and repatriation of funds, macroeconomic risk, political risk, foreign exchange risk, tax risk, settlement risk as well as potential limitations on the availability of market information. Should the portfolio invest into another Anchor BCI co-named portfolio, the investing fund will be reimbursed for any net investment management fees incurred by the investment so that there is no additional fee payable to Anchor.

Certain investments - including those involving futures, options, equity swaps, and other derivatives may give rise to substantial risk and might not be suitable for all investors. Boutique Collective Investments (RF) Pty Ltd retains full legal responsibility for the third party named portfolio. Although reasonable steps have been taken to ensure the validity and accuracy of the information in this document, BCI does not accept any responsibility for any claim, damages, loss or expense, however it arises, out of or in connection with the information in this document, whether by a client, investor or intermediary. This document should not be seen as an offer to purchase any specific product and is not to be construed as advice or guidance in any form whatsoever. Investors are encouraged to obtain independent professional investment and taxation advice before investing with or in any of BCI/the Manager's products. Access the BCI Privacy Policy and the BCI Terms and Conditions on the BCI website (www.bcis.co.za).

HOLDINGS AT 31 MAR 2023 (%)

Prosus	11.8
Microsoft Corp	10.9
Constellation Software	9.0
Amazon	6.6
Alibaba Group Holdings	5.4
ASML Holdings	5.3
Spotify Technology SA	4.7
Naspers Limited	4.2
Walt Disney	3.9
Apple Inc	3.8

FUND MANAGER COMMENTARY AT 31 MAR 2023

The Anchor BCI Global Technology Fund returned 17.3% in 1Q23 and an annualised return of 6.9% since its inception on 6 June 2019. This compares with the benchmark return for 1Q22 of 25.6% and an annualised 23.7% since inception. The fund's 1Q23 performance can also be compared against the FTSE All World Index, which rose 11.7% in rand terms. The first quarter of 2023 saw a broad rally in technology (tech) shares. One contributing factor is the large decline in valuations seen in 2022. The January effect arguably was a contributor. Additionally, the possibility of US inflation being close to its peak led to yields declining to end the quarter below where they started in 2023 and below their recent highs of the past twelve months. Large-cap tech generally had a very strong 1Q23. Although earnings growth is expected to be relatively muted in 2023 for these companies, their earnings may be viewed as more defensive than earlier-stage companies as we enter a widely anticipated recession. There has been huge excitement over artificial intelligence (AI) spurred by OpenAI's ChatGPT. Key industry participants have termed the product AI's "iPhone moment". Potential ramifications of this fed through into valuations for key semiconductor companies, which were strong performers over the quarter. No outright purchases or sales were made during the quarter under review. The fund's equity content ended the quarter at 94.5%, up from 93.7% at the end of December 2022. The balance of 6.3% was mainly in cash.

FEE DETAILS

	Class A
Initial Fees (BCI) (Incl. VAT)	0%
Annual Management Fee (Incl. VAT)	
Class A	1.27%
Performance Fee	None
TER and Transaction Cost (Incl. VAT)	
Basic	Dec 22: 1.33% (PY): 1.33%
Portfolio Transaction Cost	Dec 22: 0.01% (PY): 0.01%
Total Investment Charge	Dec 22: 1.34% (PY): 1.34%

A higher TER ratio does not necessarily imply a poor return, nor does a low TER imply a good return. The current TER cannot be regarded as an indication of future TER's. Transaction Costs are a necessary cost in administering the Fund and impacts Fund returns. The TIC should not be considered in isolation as returns may be impacted by many other factors over me including market returns, the type of Fund, the investment decisions of the investment manager and the TER. The TER and Transaction cost calculations are based upon the portfolio's direct costs for the financial year ended 30 June 2022, whilst the underlying portfolios ratio and cost calculations are based upon their most recent published figures, being 31 December 2022.

CUSTODIAN / TRUSTEE INFORMATION

The Standard Bank South Africa Ltd
Tel: 021 441 4100